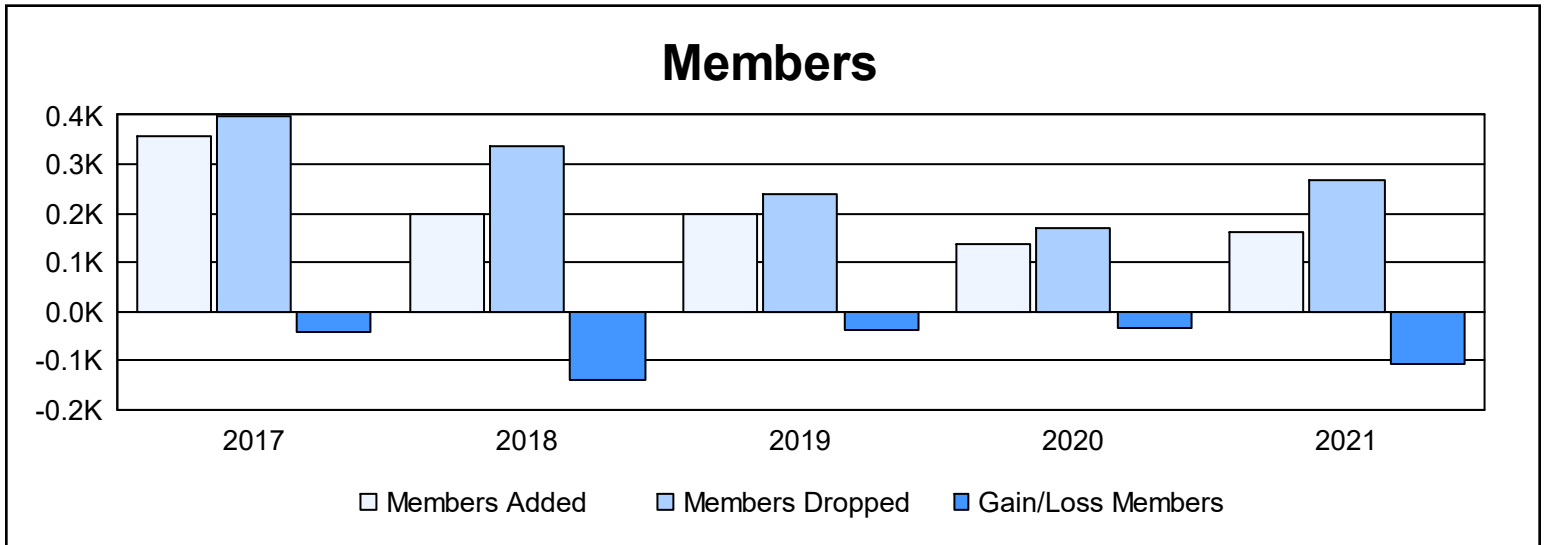
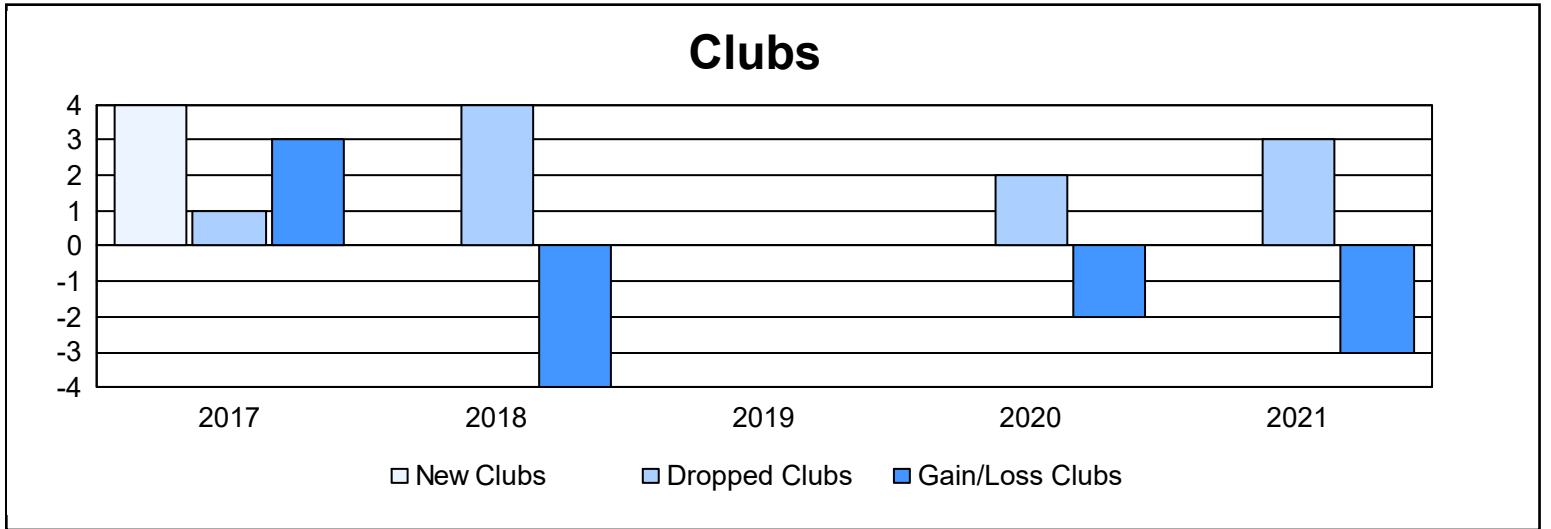
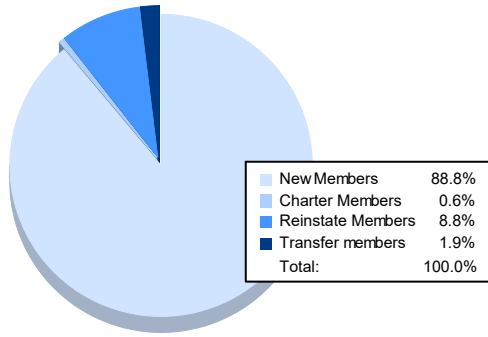


| Year           | New Clubs | Dropped Clubs | Gain/ Loss Clubs | New Members | Charter Members | Reinstate Members | Transfer Members | Total Member Added | Total Members Dropped | Gain/ Loss Members |
|----------------|-----------|---------------|------------------|-------------|-----------------|-------------------|------------------|--------------------|-----------------------|--------------------|
| 2016-2017      | 4         | 1             | 3                | 207         | 93              | 35                | 21               | 356                | 398                   | -42                |
| 2017-2018      | 0         | 4             | -4               | 176         | 2               | 13                | 8                | 199                | 337                   | -138               |
| 2018-2019      | 0         | 0             | 0                | 176         | 7               | 15                | 1                | 199                | 237                   | -38                |
| 2019-2020      | 0         | 2             | -2               | 125         | 0               | 4                 | 9                | 138                | 170                   | -32                |
| 2020-2021      | 0         | 3             | -3               | 142         | 1               | 14                | 3                | 160                | 268                   | -108               |
| <b>Average</b> | <b>1</b>  | <b>2</b>      | <b>-1</b>        | <b>165</b>  | <b>21</b>       | <b>16</b>         | <b>8</b>         | <b>210</b>         | <b>282</b>            | <b>-72</b>         |



### Membership Composition June 2021 Cumulative



### Gender Composition June 2021 Cumulative

